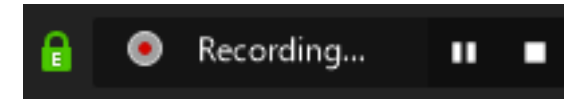
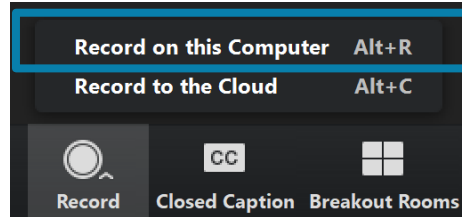


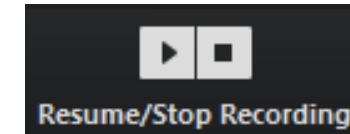
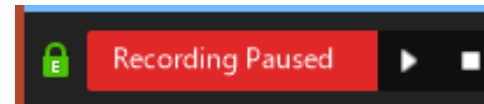
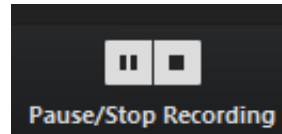


Recording to the Cloud

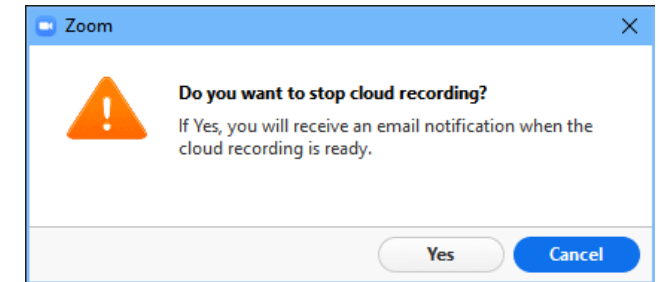
If you are a **Pro Zoom** user, you are able to record to the Zoom cloud. Click the **Record** button, then choose **Record to the Cloud**. A Recording message will pop up in the upper left corner of the screen.



You can **Pause**, **Resume** and **Stop** the recording by pressing the buttons on the Toolbar or on the pop up.



When you stop the recording, you will get a message that asks, **Do you want to stop cloud recording?** to which you can press the **Yes** button or you can **Cancel** and the recording will continue. When you choose to stop the recording, you will receive an email when the cloud recording is available.



If you are a **Basic** user, you will only be able to record to your computer (See **Record on this Computer** tip.).

zoom
Zen

