

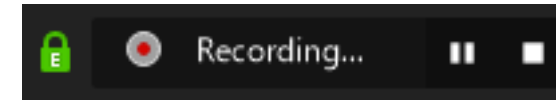
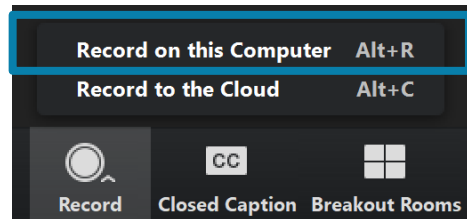


# Record on this Computer

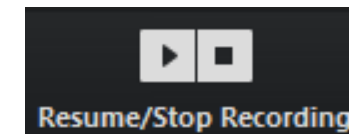
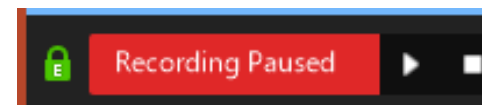
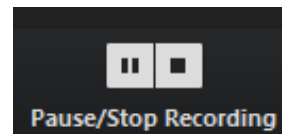
If you are a **Pro Zoom** user, you are able to record to the Zoom cloud and to your computer. To record to your computer, click the **Record** button, then choose **Record on this Computer**.

If you are a **Basic** user, **Record on this Computer** will be your only option. A **Recording** message will pop up in the upper left corner of the screen.

zoom  
Zen



You can **Pause**, **Resume** and **Stop** the recording by pressing the buttons on the Toolbar or on the pop up.



When you stop the recording, you will get a popup that tells you **The recorded file will be converted to mp4 when the meeting ends.**

