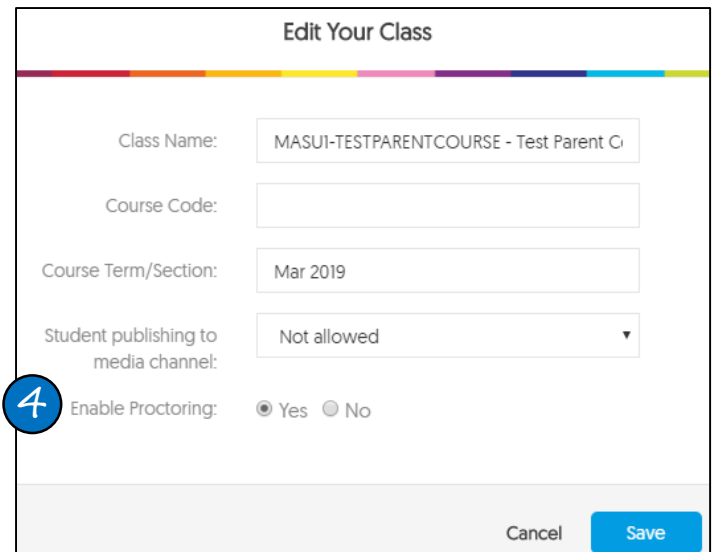
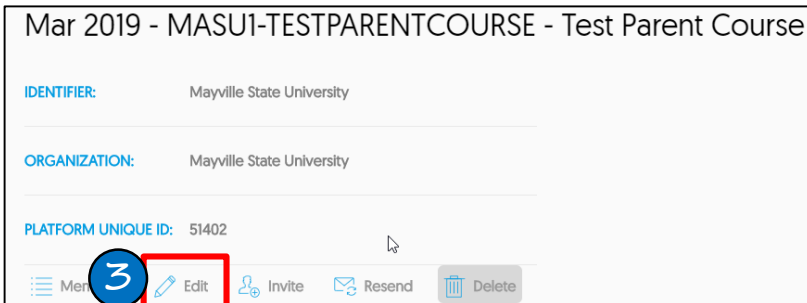
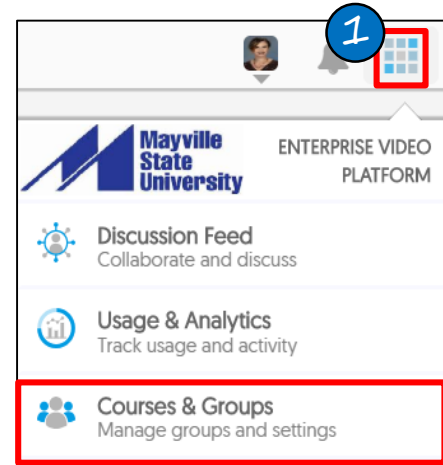


EXAM PROCTORING

YuJa's exam proctoring feature ensures the security of student exams taken from remote locations. The YuJa Proctor Recorder also ensures that the recording is only securely allocated to a centralized instructor folder, which will avoid distribution of the exam recording by the student.

Similar to Tegrity, if you want students to use YuJa for proctoring an exam, you will need to enable that setting in YuJa. To allow proctoring, follow the steps below:

1. In YuJa, on the top right corner, click **Main Menu icon** (9 little squares) > **Courses & Groups**
2. Select the course using the menu on the left-hand side of the page
3. Select the **Edit** button
4. The *Edit Your Class* screen will appear. Next to the item titled *Enable Proctoring*, choose **Yes**
5. Click **Save**



The student's video recording will process to the instructor's submission folder labeled *Proctor Sessions*. This folder can be found under *My Media*.

